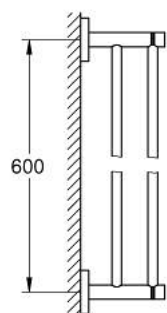
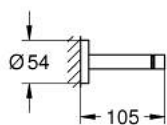



## 40 802 BE1 ESSENTIALS DOUBLE TOWEL RAIL



### PRODUKTA APRAKSTS

- Krāsa: polished nickel
- material: metal
- 654 mm (functional length 600 mm)
- concealed fastening
- GROHE Long-Life finish
- suitable for screwing (including screws and dowels)