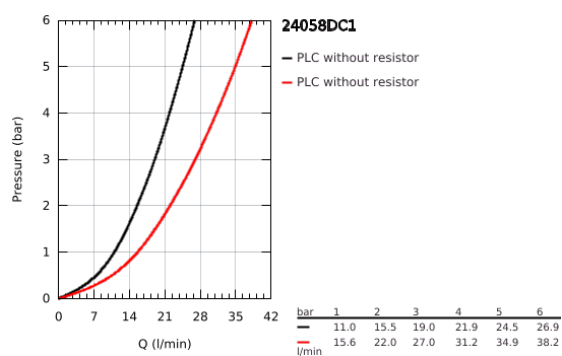
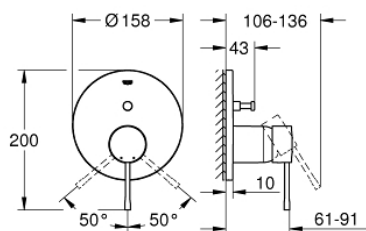


24 058 DC1 ESSENCE SINGLE-LEVER MIXER WITH 2-WAY DIVERTER

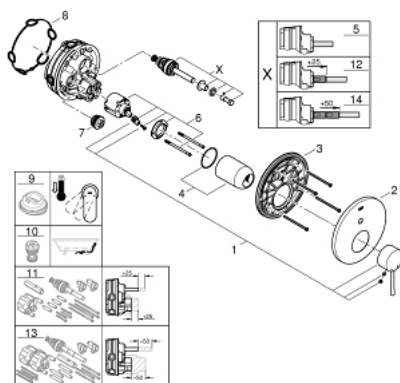


PRODUKTA APRAKSTS

- Krāsa: supersteel
- set for final installation for
- GROHE Rapido SmartBox 35 600/35 604
- GROHE SilkMove 46 mm ceramic cartridge
- GROHE Long-Life finish
- wall escutcheon with GROHE FastFixation (covered escutcheon- and shaft sealing, covered fixing)
- metal escutcheon, retroactively 6° adjustable
- metal lever
- automatic 2-way diverter
- flow performance: outlet B = 27 l/min, outlet C = 27 l/min
- without roughing-in-set



24 058 DC1 ESSENCE SINGLE-LEVER MIXER WITH 2-WAY DIVERTER



REZERVES DAĻAS, jūlijs 2017 – tagad

- 1: Lever (Rezerves daļas Nr. 46915DC0)
- 2: Escutcheon (Rezerves daļas Nr. 48429DC0)
- 3: Mounting plate (Rezerves daļas Nr. 48440000)
- 4: Cap (Rezerves daļas Nr. 02693DC0)
- 5: Diverter (Rezerves daļas Nr. 48442DC0)
- 6: Cartridge (Rezerves daļas Nr. 46048000)
- 7: Non-return valve (Rezerves daļas Nr. 49085000)
- 8: Seal (Rezerves daļas Nr. 48360000)
- 9: Temperature limiter (Rezerves daļas Nr. 46308000)*
- 10: Backflow protection combination (DIN-EN1717) (Rezerves daļas Nr. 14055000)*
- 11: Universal extension set single-lever mixers, 25 mm (Rezerves daļas Nr. 14056000)*
- 12: Diverter (Rezerves daļas Nr. 48444DC0)*
- 13: Universal extension set single-lever mixers, 50 mm (Rezerves daļas Nr. 14057000)*
- 14: Diverter (Rezerves daļas Nr. 48445DC0)*

* Izvēles aksesuāri