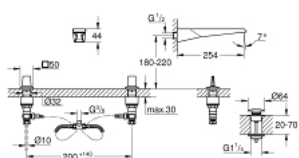
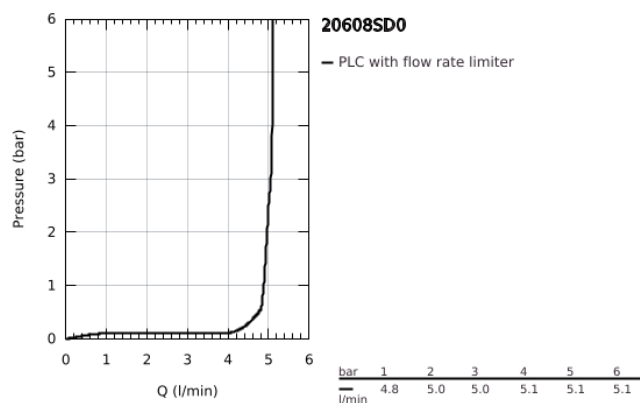


20 608 SD0 ALLURE BRILLIANT ICON 3D 3-HOLE WALL-MOUNT BASIN MIXER

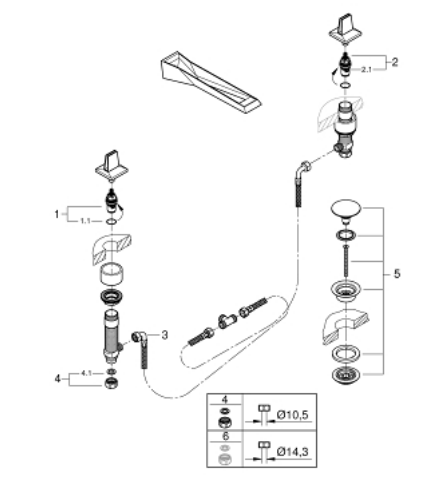


PRODUKTA APRAKSTS

- Krāsa: stainless steel
- GROHE Water Saving 5.0 l/min. flow limiter
- spout with integrated mousseur
- red and blue markings on handles for hot and cold water
- valves hot/cold with ceramic headparts
- pressure-proof, flexible connection hoses between spout and side valves
- projection 256 mm
- technical data
- flow pressure min 0.5 bar
- recommended pressure 1.0 - 5.0 bar
- if static pressure is more than 5 bar fit pressure reducer
- avoid major pressure differences between cold and hot water supply
- flow rate at 3 bar flow pressure: approx. 5 l/min
- max. temperature hot water inlet: 80°C
- recommended temperature hot water inlet (energy saving): 60°C



20 608 SD0 ALLURE BRILLIANT ICON 3D 3-HOLE WALL-MOUNT BASIN MIXER



REZERVES DAĻAS, septembris 2018 – tagad

- 1: Ceramic headpart, 1/2" (Rezerves daļas Nr. 45882000)
- 1.1: O-ring Ø 18.2 x Ø 1.7 (Rezerves daļas Nr. 0392400M)
- 2: Ceramic headpart, 1/2" (Rezerves daļas Nr. 45883000)
- 2.1: O-ring Ø 18.2 x Ø 1.7 (Rezerves daļas Nr. 0392400M)
- 3: Flexible connection hose (Rezerves daļas Nr. 45704000)
- 4: Coupling nut 1/2" (Rezerves daļas Nr. 1290100M)
- 4.1: Fibre seal Ø 18,5 x Ø 12 x 2 (Rezerves daļas Nr. 0138900M)
- 5: Waste set with push-open plug (Rezerves daļas Nr. 65807000)
- 6: Coupling nut 1/2" x 14.5 mm (Rezerves daļas Nr. 1290200M)*

* Izvēles aksesuāri